

# PVC-U Panel Door

COLLECTION




vista

# The Perfect Finish

When you buy a PVCu infill panel for your front door, you can rest assured you are investing in a quality product. PVCu doors are low maintenance and secure.

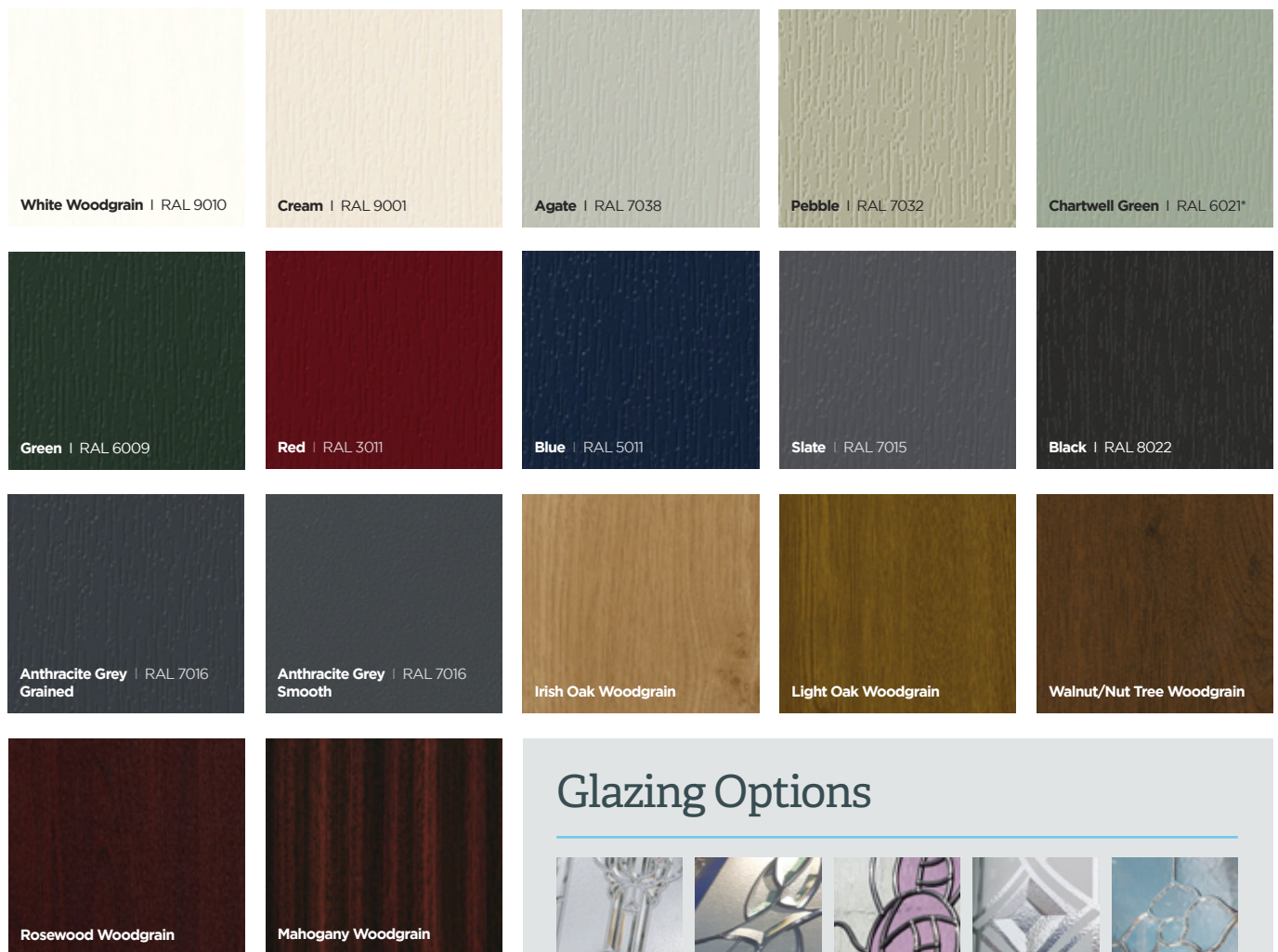
Every door is available in white or woodgrain effects, Rosewood, Light Oak, Mahogany or Irish Oak. All woodgrain options are finely crafted to look realistic, but unlike wood they are guaranteed not to crack, peel or fade; so you can create the warmth that wood offers, without the hassle. There is also a new range of foiled colours such as the popular Anthracite Grey and Chartwell Green. You can also combine white and woodgrain finishes, so for example, you could have woodgrain on the outside to match the exterior features of your home, and white on the inside providing you with a neutral finish for your interior.



All glass is toughened (kite mark bs6206) and all door panels meet class 1 surface spread of flame classification BS476 part 7. Due to the nature of the product, no liability can be accepted for the accuracy of colours or designs shown which are intended for guidance only. All the door panels in this range comprise of two PVCu skins, pressure bonded to a core material of E.H.D.F.R. A polystyrene (extra high density fire retardant additive) using a specially formulated adhesive that is both heat and moisture resistant. The result is a core free from CFCs and a skin that is approved to BS476:part12 'Method of Test for Ignitability of Products by Direct Flame Impingement'. This offers a high degree of thermal efficiency and, by using our range of reinforcing options, a high degree of security.


# Foiled Colour Options

\* Nearest match. RAL numbers are given in good faith but are for reference only. We take no responsibility for other materials not matching our finish.




## Georgian Bar Options

Georgian bars are available in White, Agate, Chartwell Green, Slate, Anthracite, Black, Irish Oak, Light Oak and Rosewood foil finishes. All have White on the reverse except for Anthracite, Black, Irish Oak, Light Oak and Rosewood which are on both sides.



## Glazing Options



### Resin Bevel (BP) - No backing glass option available ▲

Each design is carefully sealed between two panes of glass for ease of cleaning. This glass will not shatter but will hold together even if broken. Each resin is obscure and the design will occasionally produce minor imperfections that are generally regarded as acceptable. The resin is glazed on the inside piece of glass facing outwards.

### Bevelled Glass (DB)

Traditional handcrafted and bonded to the glass with an optically clear resin, then overlaid with lead. These timeless designs will complement that period home.

### Stained Units (CD) (CL)

Combining traditional lead work with coloured film, these designs replicate that stained glass appearance. All stained units are individually hand made and the coloured film may at times, vary slightly from the computer generated brochure.

### Sandblasted / Etched Glass (TD) (DB)

This handcrafted glass is now produced using modern technology and is designed to give a traditional appearance. For a more dramatic effect, this is often combined with striking glass bevels. Though generally obscure, it does leave various areas clear.

### Silver Grille (DB)

Our Silver Grille options feature attractive traditional motifs that are created using a highly polished chrome framework that is sealed within the double glazed units. Each Silver Grille design is available with a choice of backing glass.

# Prague



Prague in Slate with Lattice Glass (DB)



Prague in Black with Satin Glass



Prague in Chartwell Green with Bullion Glass ▲



Prague in Anthracite with DB68 Glass (DB)



Prague with Etch Border Glass

# Riga



Riga in Blue with DB68 Glass (DB)



Riga in Slate with Lattice Glass (DB)



Riga in Agate with Satin Glass



Riga in Black with Bullion Glass



Riga with Etch Border Glass

# Geneva



Geneva with Attria Glass (DB)



Geneva in Anthracite with Satin Glass



Geneva in Agate with Etch Border Glass



Geneva in Slate with Glazed Glass



Geneva in Pebble with Lattice Glass (DB)

# Vienna

**NEW**  
FOR 2025



Vienna in Pebble with Mene Glass (TD)



Vienna in Anthracite with Etch Border Glass



Vienna in Agate with Satin Glass



Vienna in Slate with Rhea Glass (TD)



Vienna in Black with Lattice Glass (DB)

# Victorian



Victorian in Slate with Cobalt Glass (BP)



Victorian in Chartwell Green with Rennie Argyle Glass (CD)



Victorian in Anthracite with Fused Grille Glass (DB)



Victorian with Tinted Emerald Glass (DB)



Victorian in Blue with DB1 Glass (DB)



Victorian with Ruby Glass (BP)



Victorian in Chartwell with Georgian Bar Glass



Victorian with Silver Grille Glass (DB)



Victorian in Pebble with Glazed Glass



Victorian Solid




Victorian with Briar Glass (CD) and Matching Side Panel



Victorian with Glazed Glass and Side Panel

For our  
full range  
of door  
hardware  
see P27



# Windsor



Windsor in Anthracite Grey with DB4 Glass



Windsor with Bevel Cluster Glass (DB)



Windsor with Emerald Jewel Glass (DB)



Windsor with CL5 Glass



Windsor with Climbing Rose Glass (CD)



Windsor in Agate with  
Floral Urn Etched Glass (TD)



Windsor with Sapphire Twist Glass (DB)



Windsor in Chartwell with Diamond Lead Glass



Windsor with Glazed Glass



Windsor Solid



Windsor in Black with Atria Glass (DB)



# Georgian 1

---



Georgian 1 with House No/Leaves Glass (CD)



Georgian 1 in Chartwell Green with Clear Elegance Glass (DB)



Georgian 1 in Anthracite with DB8 Glass (CD)



Georgian 1 with CLS Glass



Georgian 1 with Georgian Bar Glass



Georgian 1 with Glazed Glass

# Georgian 3

---



Georgian 3 in Red with Sirius Glass (DB)



Georgian 3 with Georgian Bar Glass and Side Panel



Georgian 3 with Clear Elegance Glass (DB)



Georgian 3 with DB8 Glass



Georgian 3 in Slate with CL5 Glass



Georgian 3 with Rennie Islay Glass (CD)

# Monaco



Monaco in Chartwell Green with Bevel Cluster Glass (DB)



Monaco with DB1 Glass (DB) ▲



Monaco in Cream with Climbing Rose Glass (CD)



Monaco with BP5 Green Glass



Monaco in Anthracite with Atria Glass (DB)



Monaco with Glazed Glass

# Devon



Devon in Light Oak with Venus Glass (BP)



Devon with Royal Bevel Glass (DB)



Devon in Blue with Fused Blue Glass (DB)



Devon with Neptune Glass (BP)



Devon in Pebble with Floral Jewel Glass (BP)



Devon with Wild Rose Glass (CD)

# Jacobean


---



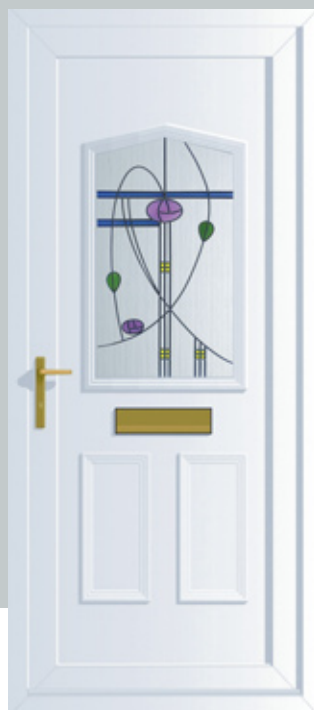
Jacobean in Anthracite Grey with Silver Grille Glass (DB)




Jacobean with Bevel A Glass (DB)



Jacobean in Slate with CL2 Glass



Jacobean with Rennie Moray Glass (CD)



Jacobean in Cream with Bevel F Coloured Glass



Jacobean with Glazed Glass

# Cornwall



Cornwall in Chartwell Green with Bullion Glass



Cornwall with DB68 Glass



Cornwall in Green with CD9 Glass



Cornwall with Blue Border Glass (CD)



Cornwall in Black with Glazed Glass



Cornwall with Horseshoe Glass (CD)

# Edwardian 2 & 4

---



Edwardian 4 in Cream with Bevel G Glass (DB)



Edwardian 4 with Climbing Rose Glass (CD)



Edwardian 4 in Slate with DB1 Glass



Edwardian 2 with Glazed Glass



Edwardian Solid in Black

# Bordeaux & Quebec



Quebec with DB1 Glass



Bordeaux in Anthracite Grey with BP1 Glass



Bordeaux with CL2 Glass



Quebec in Chartwell with CD21 Glass



Quebec with CD30 Glass



Quebec in Agate with Georgian Bar Glass

# Warwick



Warwick in Chartwell with Aquarius Glass



Warwick with CD21 Glass



Warwick in Blue with House Number & Roses Glass (CD)



Warwick with CD33 Glass



Warwick in Slate with Diamond Lead Glass



Warwick with Glazed Glass

# Cambridge

---



Cambridge in Irish Oak with DB1 Glass



Cambridge in Mahogany with Bevel Cluster Glass (DB)



Cambridge with Fused Blue Glass (DB)



Cambridge with Aqua Petal Glass (DB)



Cambridge with Aqua Jewel Glass (DB)



Cambridge with Block Lead Glass

# Back Door

---



Back Door with Glazed Glass



Back Door in Chartwell with Georgian Bar Glass



Back Door in Green with CD21 Glass



Back Door with Square Lead Glass



Back Door in Slate with Diamond Lead Glass



Back Door Solid



## Amatis Collection

---

Stylish inverse moulding is the latest feature to be introduced to the PVC-U panel door and has proved to be popular with home owners, which is why we have extended our range to provide you with even more styles to choose from.

On most PVC-U doors, the mouldings are raised from the door. However, with the Amatis inverse collection, the mouldings recess into the door. This creates a more elegant, slimline look that resembles the traditional carved lines of timber, but still has the low maintenance benefits of PVC-U so you get the best of both worlds.

# York & Toulouse

---



York in Chartwell with CL4 Glass



Toulouse 3 with CL4 Glass



York in Agate with DB4 Glass



York with Glazed Glass



Toulouse 1 in Pebble with CD12 Glass



Toulouse 1 with Georgian Bar Glass

# Xanthi & Verona

---



Xanthi in Light Oak with CL4 Glass

Verona with BP11 Glass



Xanthi with Glazed Glass



Verona with CD50 Glass



Verona with CL1 Glass



Verona Solid

# Side Panels




Victorian



Edwardian



Georgian



Cambridge



Bordeaux

## Half, Quarter & Conservatory Panels


All panels are available in all colour options.



Victorian Half Panel



Edwardian Half Panel



HPU-1



HPU-2




Royale Half Panel



Regency Half Panel



HPU-7



HPU-9



Edwardian CEP



HPU-10



Victorian Quarter Panel



Edwardian Quarter Panel



Lancaster CLP



Shiplap

# Hardware Options

## Letterplates



## Premium Letterplates



## Urns



## Spyholes




## Numbers and Letters (A-D Only)



# Textured Glass Options

\* Glass names are the trademark of Pilkington plc. Images are copyright of Pilkington plc. and reproduced by courtesy. \*\* Satin Glass incurs a surcharge.



vista

[www.vistapanel.co.uk](http://www.vistapanel.co.uk)

